



Skin Peeling Agents



Assist Lecturer Zainab Ahmed Sadeq
Department of pharmaceuticals

Peeling

Cosmetics method used to remove the outer layer of skin to improve overall skin function and enhance its appearance, it can be used to face ,neck ,hand and arm



Indication

Before Peel **CONCERNS**

- Fine Lines
- Sun Damage
- Blackheads
- Large, Clogged Pores
- Acne Marks & Scars
- Age Spots
- Hyperpigmentation
- Uneven Skin Tone



After Peel **RESULTS**

- Smoothness
- Radiance
- Clearer Skin
- Tightness
- Lifted appearance
- Balanced Tone
- Softness
- Firmer Skin

Types of peeling

1-Microdermabrasionm
(Mechanical peeling)

2-Chemoexfoliation
(Chemical peeling)



Microdermabrasion

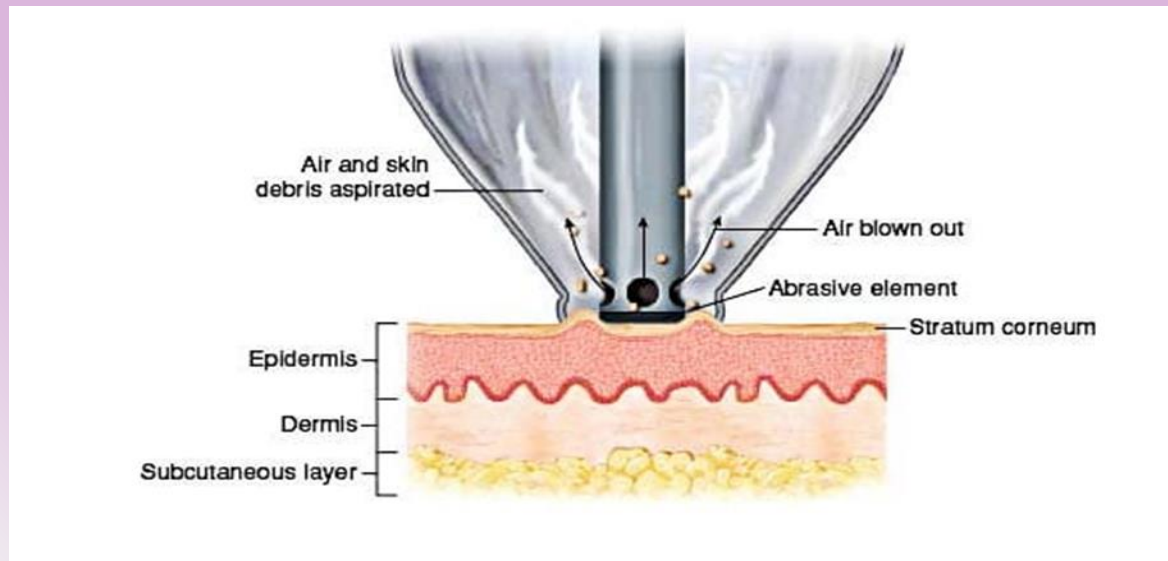
Microdermabrasion is a mechanical abrasion of the epidermis by using a specialized closed device containing a vacuum propel aluminum oxide , sodium oxide or salt crystal of varying velocity against the skin

.



Mechanism of action of Microdermabrasion

- 1- The micro crystal gently abrade and remove the very outermost skin layer
- 2-The vacuum stimulate microcirculation and increasing blood flow to the area , thus collagen and elastin production stimulated during the treatment



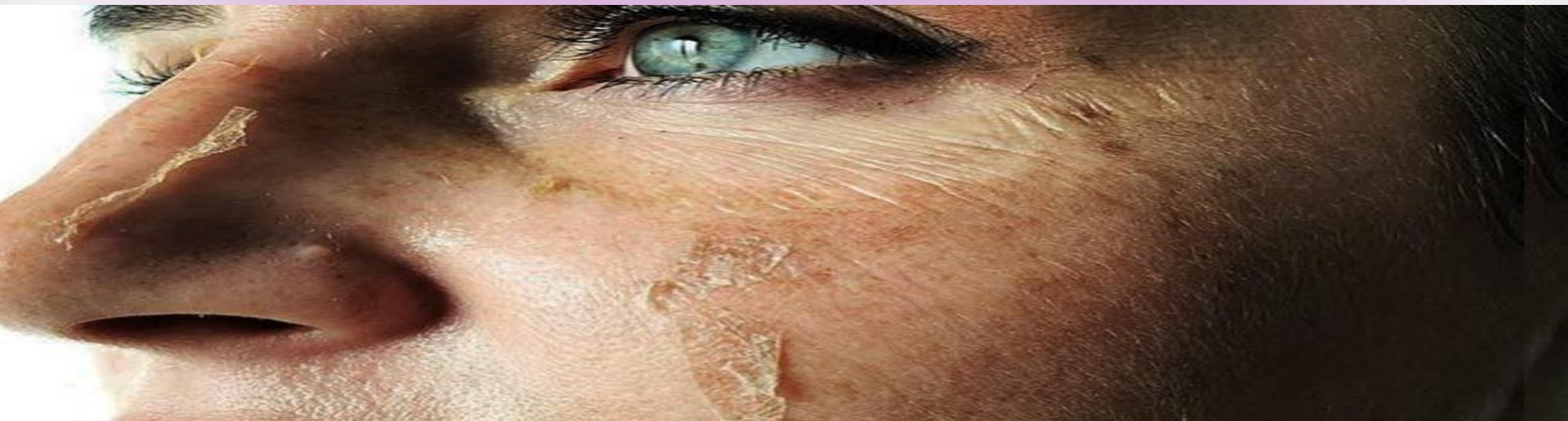
Pros of Microdermabrasion

- Anybody from 16 years old
- Any skin type
- No pain – gentle
- No risk of allergic reaction with crystal
- Can be repeated at short interval (7-10 day)
- Minimum erythema and side effect.



chemical peeling

Is a method of using acidic solution applied to the skin to remove dead skin cells, boost collagen production and stimulate the growth of new cells, its action depend on acids penetration into the skin layer and loosen the bonds between skin cells so the old one shed away .



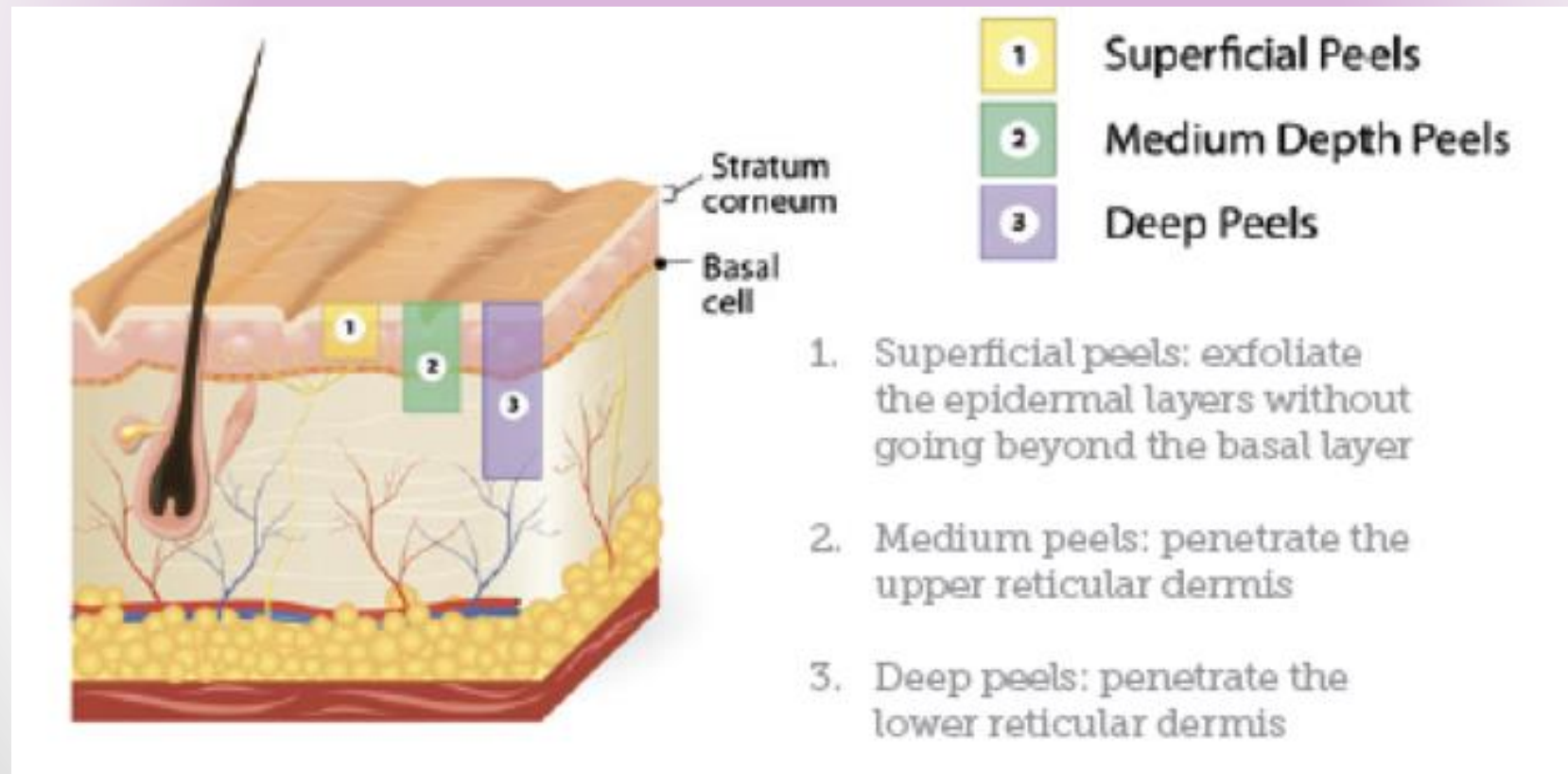
Pros of chemical peels

- Can be used for all skin type .
- Multiple condition can treated at same time
- Less costly than laser that target same condition .



Classification of chemical peels

Based on acid penetration to skin layers



chemical substances used for peelings

1. Alfa- hydroxy acid

glycolic , lactic , mandelic , citric acid and malic acid

2. Beta-hydroxy acid

Salicylic acid

3. Trichloroacetic acid (TCA)

4. Phenole –croton oil



Classification of chemical peels

TYPE	DEPTH OF PENETRATION	EXAMPLE
Superficial	epidermis	<ul style="list-style-type: none">• AHAs such as glycolic (30–50%), lactic (10–30% or mandelic (40%)• BHAs such as salicylic acid (less than 30%)TCA less than 30%,
Medium	Full thickness epidermis into papillary dermis	<ul style="list-style-type: none">• TCA (30–50%),• Glycolic acid (70%)+TCA35%• TCA35%+Jessner solution
Deep	Full thickness epidermis, papillary dermis and mid-reticular dermis	Baker-Gordon 50% .TCA> 50%,

Side-effects

- ☐ Redness
- ☐ Irritation
- ☐ Burning
- ☐ Transient hyperpigmentation
- ☐ Pimple
- ☐ Pain(Medium-deep)



Mechanism of Action

- Chemical peels remove the outer skin layers through keratolysis and keratocoagulation
- Keratolytic agents, such as lactic and glycolic acids, disrupt corneocyte adhesion by breaking intercellular desmosomal bonds
- Keratocoagulants, such as TCA, destroy surface cells through protein denaturation and keratinocyte coagulation



Are at home chemical peel safe ?





PEELING SOLOUTION

AHA30%+BHA2%



The selection of chemical peel

Depending on your skin type and goal.

-If you want to improve the tone and pigment of skin,
try AHAs like glycolic and lactic acid,"

-BHAs like salicylic are good for acne-prone skin and help with oil control.

-If you want a light exfoliation, try a peel with fruit acids like mandelic acid



Tips for chemical peel

- Test the product by apply a small amount on your inner arm and see if there's a reaction
- Say goodbye to laser ,waxing tratment vitamin C, and other products with acid two to three days before and after peeling
- Use gentle skincare product after a peel like Vaseline
- Using sun protection cream and avoid direct exposure to sun light .
- you can use chemical peel once a week, or once every two weeks is all you need,"

